



District Report Card: 2017


State: Uttarakhand	District: Tehri Garhwal
Class: 8	Subject: Mathematics
Schools: 51	Students: 1021


Participation/Coverage


Students

<div>GENDER</div> <div></div>	Boys				Girls			
	Number		%		Number		%	
	502		49.17		519		50.83	

<div>AREA</div> <div></div>	Rural				Urban			
	Number		%		Number		%	
	974		95.40		47		4.60	

<div>CATEGORY</div> <div></div>	SC		ST		OBC		GEN	
	Number	%	Number	%	Number	%	Number	%
	249	24.39	0	0.00	145	14.20	627	61.41

<div>CWSN</div> <div></div>	LD	VI	HI	S&LD	ID	Oth
	0	1	1	0	1	1

<div>Management</div> <div></div>	Government			Government-aided		
	Number		%	Number		%
	883		86.48	138		13.52

Average Performance of Students in Mathematics (%)

Overall	Gender		Area		Management		Social Group			
	Male	Female	Rural	Urban	Govt.	Aided	SC	ST	OBC	GEN
49.06	48.13	49.96	49.60	37.87	49.78	44.44	44.23	0.00	56.09	49.35

Performance on Learning Outcomes (LOs)

Learning Outcomes	Description	Average Performance(%)
M601	Solves problems involving large numbers by applying appropriate operations	53.07
M606	Solves problems on daily life situations involving addition and subtraction of fractions / decimals	61.78
M620	Finds out the perimeter and area of rectangular objects in the surroundings like floor of the class room, surfaces of a chalk box etc.	53.08
M621	Arranges given/collected information in the form of table, pictograph and bar graph and interprets them	53.66
M702	Interprets the division and multiplication of fractions	44.56
M705	Solves problems related to daily life situations involving rational numbers	45.05
M706	Uses exponential form of numbers to simplify problems involving multiplication and division of large numbers	46.12
M707	Adds/subtracts algebraic expressions	62.19
M710	Solves problems related to conversion of percentage to fraction and decimal and vice versa	39.15
M717	Finds out approximate area of closed shapes by using unit square grid/graph sheet	39.41
M719	Finds various representative values for simple data from her/his daily life contexts like mean, median and mode	56.23
M721	Interprets data using bar graph	62.21
M801	Generalizes properties of addition, subtraction, multiplication and division of rational numbers through patterns	46.90
M802	Finds rational numbers between two given rational numbers	49.81
M803	Proves divisibility rules of 2, 3, 4, 5, 6, 9 and 11	63.96
M804	Finds squares, cubes, square roots and cube roots of numbers using different methods	58.53
M808	Uses various algebraic identities in solving problems of daily life	48.45
M812	Verifies properties of parallelogram and establishes the relationship between them through reasoning	34.34
M818	Finds surface area and volume of cuboidal and cylindrical object	31.01
M819	Draws and interprets bar charts and pie charts	41.72

Range of Performance of Students who Answered Correctly							
Below 30%		30% - 50%		50% - 75%		Above 75%	
Number	%	Number	%	Number	%	Number	%
213	20.86	303	29.68	410	40.16	95	9.30

Lowest Performing Learning Outcomes (LOs)

- 1 - Finds surface area and volume of cuboidal and cylindrical object (31.01)
- 2 - Verifies properties of parallelogram and establishes the relationship between them through reasoning (34.34)
- 3 - Solves problems related to conversion of percentage to fraction and decimal and vice versa (39.15)

4 - Finds out approximate area of closed shapes by using unit square grid/graph sheet (39.41)

5 - Draws and interprets bar charts and pie charts (41.72)